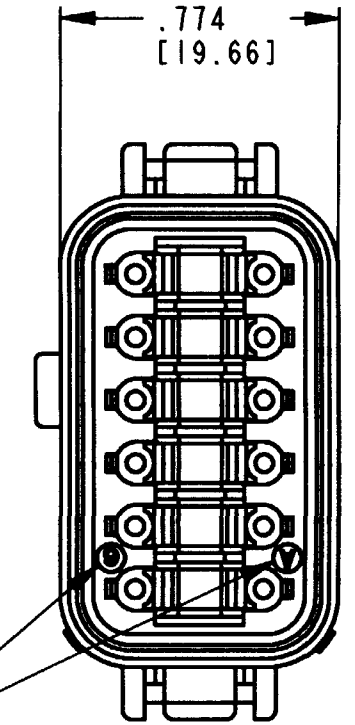
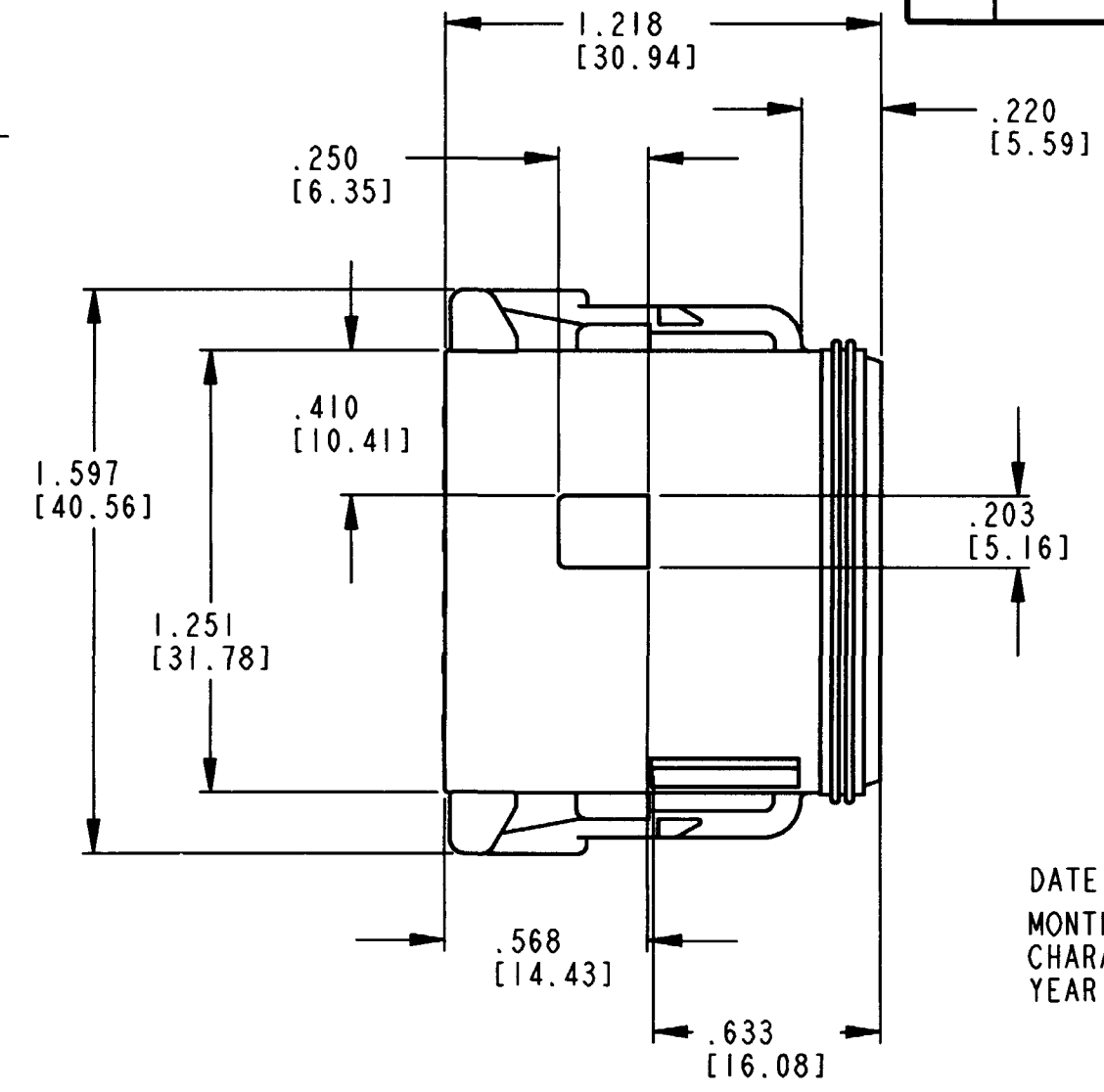
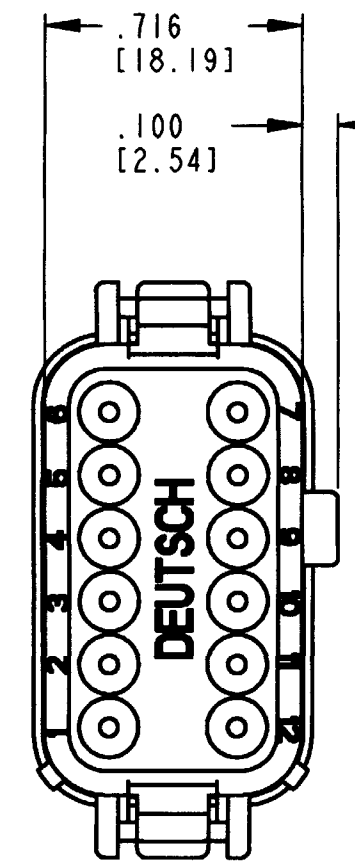


3 DIMENSIONAL VIEW



DATE CODE
 MONTH IS REPRESENTED BY SEQUENTIAL ALPHA CHARACTERS. EX: A=JANUARY
 YEAR IS REPRESENTED BY LAST DIGIT. EX: 0=2000.

REV
 A DT06-12SB-B016

REVISIONS			
SYM	DESCRIPTION	DATE	APPROVED
NC	NEW RELEASE PER. E.O. P15131	9-23-96	RDR
A	REVISED PER E.O. P15172	1-20-00	RDR

- 4. THIS PLUG MATES WITH DT04-12PB-**** (**** = ALL MODIFICATIONS). CONSULT FACTORY FOR MODIFICATIONS.
- 3. FOR CONTACTS AND WIRE PERFORMANCE AND APPLICATION CHARACTERISTICS SEE ENVELOPE DRAWING 0425-015-0000 AND 0425-017-0000.
- 2. DIMENSIONS ARE ±.025[0.63] UNLESS OTHERWISE SPECIFIED.
- 1. DIMENSIONS ARE IN INCHES [MILLIMETERS].

NOTES:

PLUG INSERTS INTO RCPT. WITHIN THIS DISTANCE.

SIGNATURE & DATE	
DR	H. TRAN NOV-25-96
CHK	<i>[Signature]</i> 19 JAN 00
PE	<i>[Signature]</i> -1-14-00
APPD	<i>[Signature]</i> 1-20-00
SCALE	NONE WT

12 WAY PLUG
 -B016 MOD.
 KEY ARR. -B-
 COLOR: BLACK
 D.T. SERIES

ENVELOPE

CP	MATL. CODE
The Deutsch Company DEUTSCH I.P.D. 3850 INDUSTRIAL AVE. HEMET, CALIF. 92545	
B	DT06-12SB-B016
DWG SIZE	CODE 11139 SHEET OF